

Genie® GTH™ -1056

Specifications

Models	GTH-1056	
Measurements	US	METRIC
Maximum lift height	56 ft 7 in	17.25 m
Maximum forward reach	42 ft	12.80 m
A Height, stowed	8 ft 6 in	2.59 m
B Length, stowed (without forks)	22 ft 6 in	6.86 m
Width	8 ft 6 in	2.59 m
C Wheelbase	11 ft 6 in	3.50 m
D Ground clearance, center	1 ft 3 in	0.38 m
E Ground clearance, axle	1 ft 6 in	0.46 m
Fork cross section	2.25×4 in	57×101 mm

Productivity

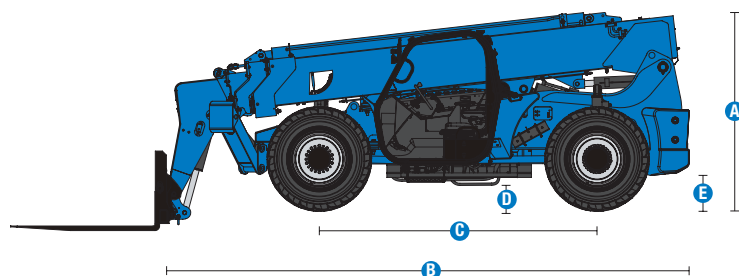
Maximum lift capacity	10,000 lb	4,536 kg
Lift capacity at maximum height	5,000 lb	2,268 kg
Lift capacity at maximum reach	3,000 lb	1,361 kg
Raise/Lower boom	15/12 sec	
Extend/Retract	23/30 sec	
Drive speed	15 mph (74hp PS) 18 mph (121hp PS)	24 km/h (74hp PS) 29 km/h (121hp PS)
Draw bar pull	23,000 lb (74hp PS) 25,000 lb (121hp PS)	10,433 kg (74hp PS) 11,340 kg (121hp PS)
Frame leveling (side to side)	10°	
Turning radius, outside (4WS)	14 ft	4.27 m
Auxiliary hydraulic flow	2-15 gpm	7.6-56.8 lpm
Auxiliary hydraulic pressure	3,170 psi	220 bar
Tires, standard size	Genie Enduro A/T 400/75-28	

Power

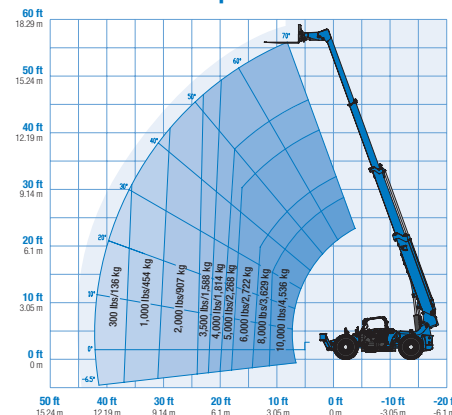
Power source	Deutz TCD 3.6	
Electrical system voltage	12V	
Alternator	95 amp	
Battery	1000 CCA 0°F (-18°C)	
Hydraulic tank capacity	27 gal	102.2L
Hydraulic system capacity (w/tank)	52 gal	189.2L
Fuel tank capacity	30 gal	113.6L

Weight

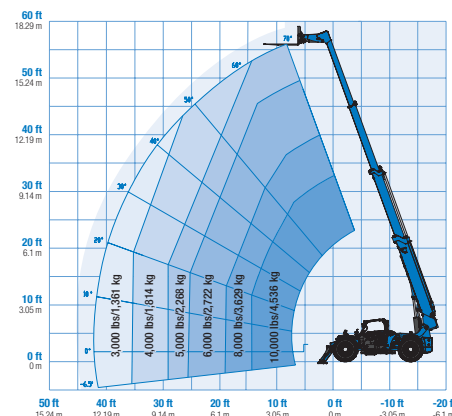
Weight*	31,900 lb	14,470 kg
---------	-----------	-----------



Range of motion GTH-1056 with stabilizers up



Range of motion GTH-1056 with stabilizers down



(1) Weight will vary depending on options and/or country standards.
 (2) Load ratings vary depending on attachment.

Genie® GTH™-1056

SKU: Standard Model

- **GTH10561AF0148:** GTH-1056, 74 hp, PS, Open cab
 - **GTH10561AF0148:** GTH-1056, 121 hp, PS, Open cab
- * Build to Order

SKU: Standard Model

- **GTH10561AF0145:** GTH-1056, 74 hp, PS, Closed cab w/ AC and heater, road and work lights, flashing beacon
- **GTH10561AF0147:** GTH-1056, 121 hp, PS, Closed cab w/ AC and heater, road and work lights, flashing beacon

Option availability		S	S+	BtO
Cab	Cab ROPS/FOPS canopy*	✓	✓	✓
	Closed cab: Heater, defrost, wipers, washer, split door*	✓	✓	✓
	Closed cab: AC, heater, defrost, wipers, washer, split door*	✓	✓	✓
	Front and top glass		○	○
	Lift Guard White Noise Alarm		○	○
	Rear Proximity Alarm		○	○
	Rear proximity alarm with back-up camera and display		○	○
	Fire extinguisher		○	○
	3in/7.6cm high visibility red retractable seat belt	✓	✓	✓
	Adjustable suspended seat	✓	✓	✓
	Backup alarm	✓	✓	✓
	Full gauge cluster with engine diagnostics	✓	✓	✓
	Fully proportional hydraulic boom controls	✓	✓	✓
	Machine level indicator	✓	✓	✓
	Mirrors - LH canopy mounted and RH chassis mounted	✓	✓	✓
	Multi-function joystick controller	✓	✓	✓
Chassis	74 hp, Deutz TCD 3.6, T4f, Side-mounted engine	✓	✓	✓
	121 hp, Deutz TCD 3.6, T4f, Side-mounted engine			○
	Powershift transmission (PS) 3-speed 74 hp	✓	✓	✓
	Powershift transmission (PS) 4-speed 121 hp			○
	Telematics-ready	✓	✓	✓
	Lift Connect Telematics		○	○
	Lift Connect with Access Manager upgrade		○	○
	Extreme cold weather package			○
	Fenders set of four		○	○
	Lojack stolen vehicle recovery system			○
	Positive air shutdown system			○
	Flashing beacon		○	○
	Work lights: High output LED cab, boom, rear		○	○
	Road and work lights: High output LED front, cab, boom, rear		○	○
	Air-filled Enduro A/T tires		○	○
	Foam-filled Enduro A/T tires	✓	✓	✓
	Non-marking, foam-filled tires		○	○
	Solid rough terrain tires		○	○
	Stabilizers, twin front mounted	✓	✓	✓
	Lockable battery disconnect		○	○
	3-mode power steering (2-wheel, 4-wheel coordinated and crab)	✓	✓	✓
	Frame leveling +/- 10 degrees	✓	✓	✓
Boom	Full time 4WD with front and rear limited slip differential (LSD)	✓	✓	✓
	Internal multiple wet disc brakes	✓	✓	✓
	Rear axle stabilizing system	✓	✓	✓
	Spring applied, hydraulic release parking brake	✓	✓	✓
	Tilt steering wheel	✓	✓	✓
	Genie manual Quick-Attach (QA) system	✓	✓	✓
	Auxiliary hydraulic circuit (15 GPM)	✓	✓	✓
	Boom angle indicator	✓	✓	✓
	Lifting shackle at boom tip	✓	✓	✓
	Self-leveling fork frame	✓	✓	✓

*Choose from either Open cab or Closed cab/ Heater only or AC and Heater

- S Standard
- S+ Standard +
- BtO Build to Order
- ✓ Standard Features
- Options




Side Mounted Engine



Lift Shackle



Long Life Tires



GTH Attachments

- Universal skid steer adapter (GTH-5519)
- QA Bucket .5cu.yd/0.38cu.m, 66in/1.67m (GTH-5519)
- QA Bucket 1cu.yd/0.76cu.m, 72in/1.82m (GTH-636, GTH-844)
- QA Bucket 1.5cu.yd/1.15cu.m, 96in/2.44m
- QA Carriage 48in/1.2m, 60in/1.5m, 72in/1.8m
- QA Fork positioner carriage 48in/1.2m
- QA Side shift carriage 48in/1.2m
- QA Side tilt rotating carr. 48in/1.2m, 60in/1.5m, 72in/1.8m
- QA Swing carriage 72in/1.8m
- QA Truss boom 8ft/2.44m Adjustable
- Cubing tines 48in (2x2x48in)/(1.05x.05x1.2m) x 6
- Lumber forks 60in (1.75x7x60in)/(1.04x.18x1.5m) x 2
- Pallet forks 48in (2x4x48in)/(1.05x.1x1.2m) set of 2
- Pallet forks 60in (2x4x60in)/(1.05x.1x1.5m) set of 2
- Pallet forks 72in (2x4x72in)/(1.05x.1x1.8m) set of 2
- Pallet forks 96in (2x4x96in)/(1.05x.1x2.4m) set of 2

Product specifications are subject to change without notice or obligation. Photographs and/or drawings herein are for illustrative purposes only. Refer to the appropriate Operator's Manual for instructions on proper equipment use. Failure to follow instructions in the Operator's Manual may result in serious injury or death. The only warranty applicable to our equipment is the standard written warranty applicable to the particular product and sale and we make no other warranty, express or implied. Products and services listed may be trademarks, service marks or trade names of Terex Corporation and/or their subsidiaries in the USA and many other countries. Terex, Genie, Quality By Design, Xtra Capacity, Lift Power, Lift Guard, Lift Tools, Lift Connect and Tech Pro Link are registered trademarks of Terex Corporation or its subsidiaries.