


SERIES S

Standardized Slide Gates



Application

Series S Gates have the exact same design as the **Series 20**. They will provide long lasting performance in submerged applications, whether in water or wastewater. Strictly compliant to the latest AWWA C-561 standard, the strength of the design combined with the flanged back frame and innovative sealing system will provide unsurpassed leakage performance. Gates provide sealing on both sides, as well as top and bottom, with pressure coming from either the seating or unseating direction.

Stainless Steel construction

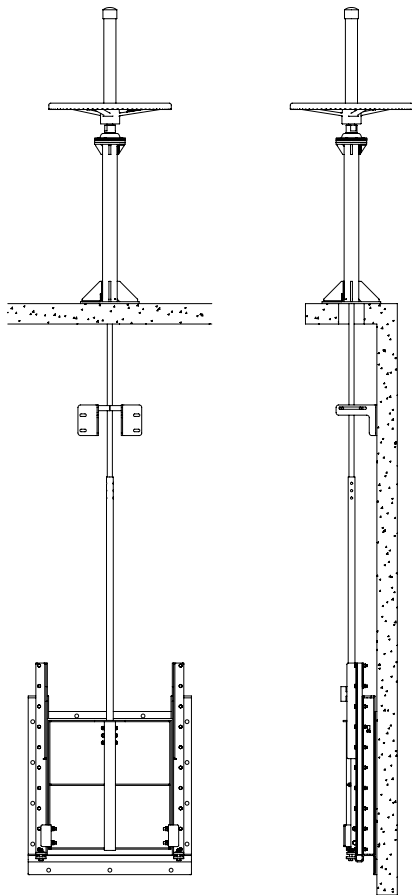
- Premium quality heavy duty design
- In stock now, adapted to your application and delivered in a matter of days
- 5 year warranty
- Full perimeter bi-directional sealing
- Guaranteed maximum leakage rate 0.04 gpm/ft [0.5 l/min/m]
- Ultra stiff flange back frame
- ¼" (6mm) minimum plate thickness
- 316/316L grade Stainless Steel
- Self-adjusting UHMWPE seals



Typical Series S installation

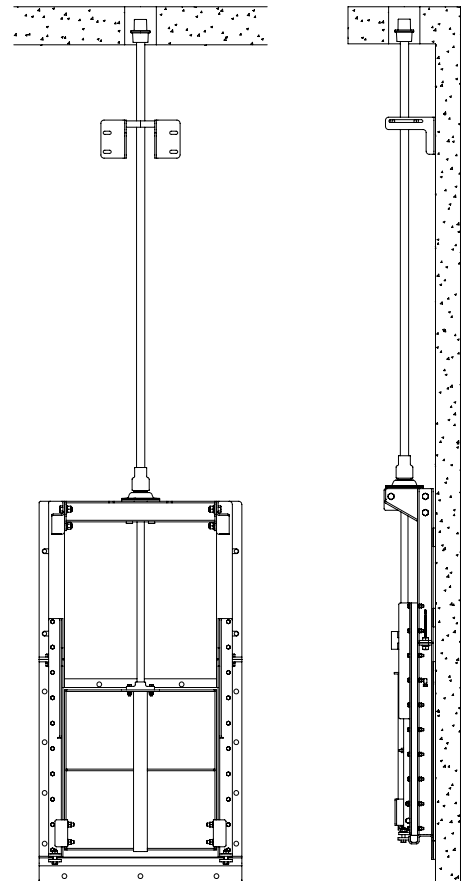
**In stock now, adapted
to your application and
delivered in a matter of days**





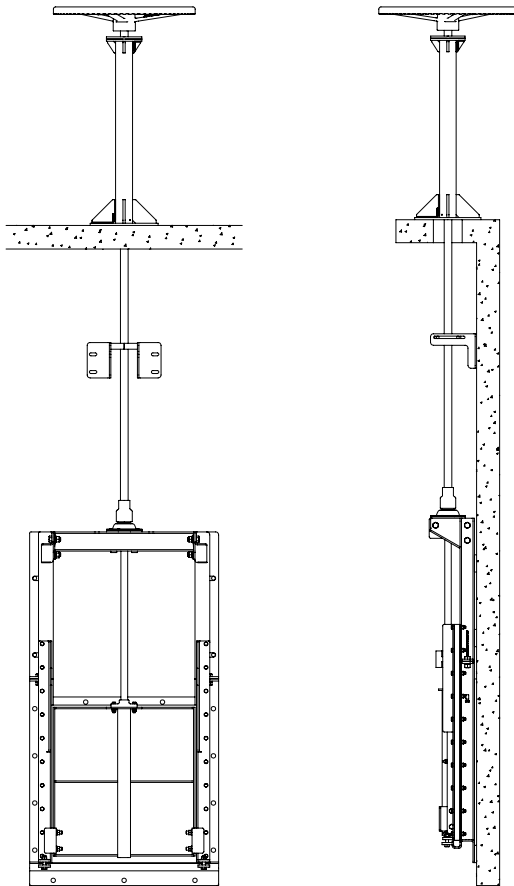
Model S11-P

Open Frame Gate with a rising stem design and pedestal mounted actuator.



Model S22-F

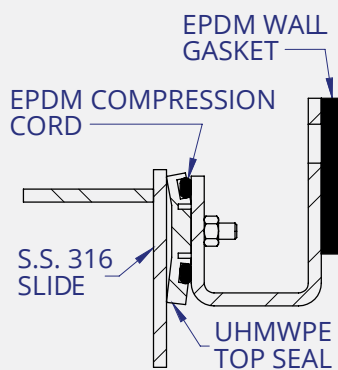
Self-Contained Frame Gate with a non-rising stem design and a actuator in floor box.



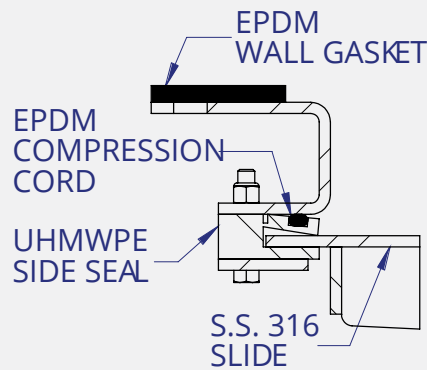
Model S22-P

Self-Contained Frame Gate with a non-rising stem design and pedestal mounted actuator.

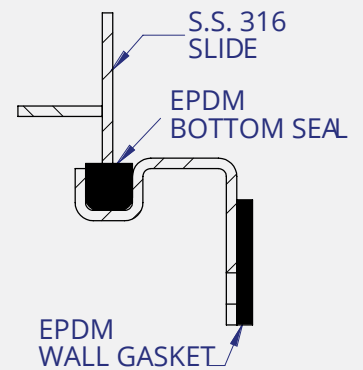
Ultra stiff flange back and self adjusting sealing system



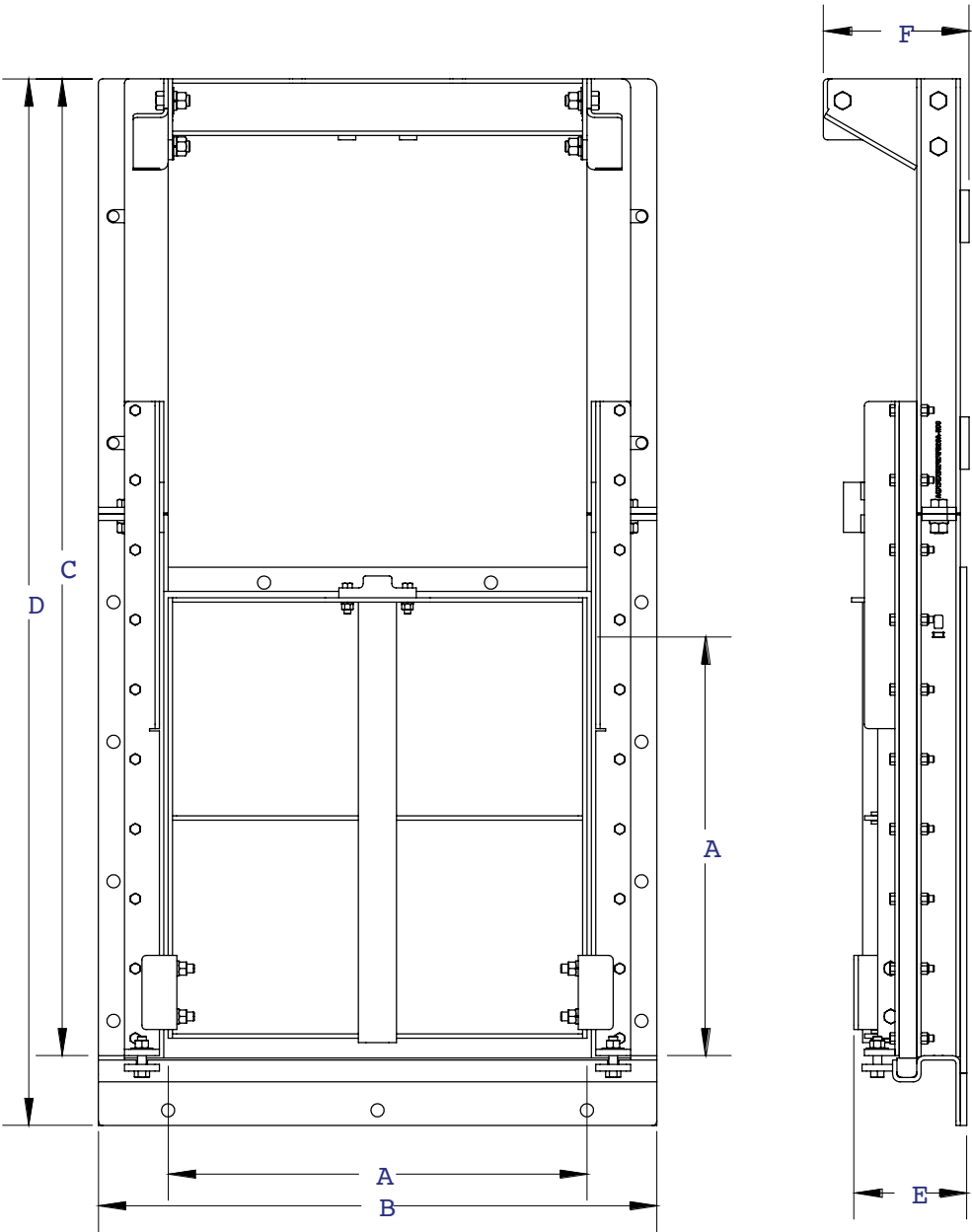
Top Seal



Side Seal



Bottom Seal



Available from 8" (200mm) To 48" (1200mm) Size

A Gate Size		B		C		D		E		F	
in	mm	in	mm	in	mm	in	mm	in	mm	in	mm
8	200	16	406	24.00	610	28.00	711	6.72	171	7.72	196
10	250	18	457	28.25	718	32.25	819	6.72	171	7.72	196
12	300	20	508	32.50	826	36.50	927	6.72	171	7.72	196
16	400	24	610	39.25	997	43.25	1099	6.72	171	8.35	212
18	450	26	660	43.50	1105	47.50	1207	6.72	171	8.35	212
20	500	28	711	47.50	1207	51.50	1308	6.72	171	8.35	212
24	600	32	813	56.00	1422	60.00	1524	6.72	171	8.35	212
30	750	38	965	68.88	1750	72.88	1851	7.22	183	8.78	223
36	900	44	1118	81.38	2067	85.38	2169	7.47	190	8.78	223
42	1050	50	1270	94.38	2397	98.38	2499	7.85	199	8.78	223
48	1200	56	1422	107.13	2721	111.13	2823	7.85	199	8.78	223

AWWA Standards

SERIES S Slide Gates are built to meet or exceed AWWA C561 latest revision standards pertaining to design safety factors, stem and stem guides positioning, manual lifting devices, leakage, etc.



**American Water Works
Association**

**As specified in the AWWA standard, all Fontaine-Aquanox
SERIES S water gates are tested for leakage and operation
before shipping.**

NSF-61 certification

NSF-61 certification is available on request
for **SERIE S**.



Head office

20, Route de Windsor
Sherbrooke, Quebec Canada
J1C 0E5

Fontaine-Aquanox Plant

4065 Blvd. Portland,
Sherbrooke, Quebec Canada
J1L 1X9

Contact

1 855 769-0157
info@ISEaquanox.com
www.ISEaquanox.com



A Division of ISE Metal Inc.

