

# LLTF CONTRAST™

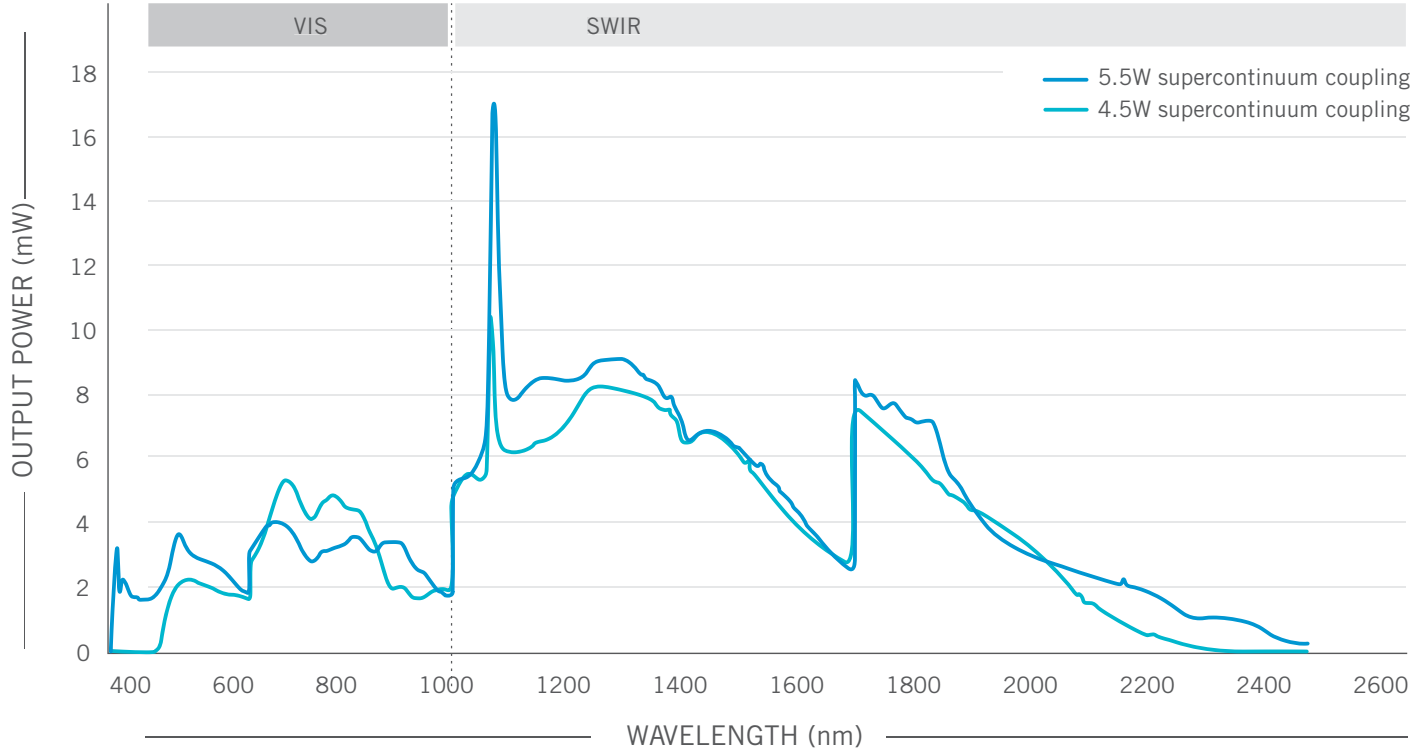
## THE ULTIMATE SUPERCONTINUUM FILTER UP TO 20W INPUT POWER



The Laser Line Tunable Filter (LLTF CONTRAST) is a non-dispersive tunable bandpass filter based on volume Bragg gratings. It combines very high optical density (> OD6), an outstanding out-of-band rejection, and wide tunability. The LLTF can be customized to cover the entire 400 nm to 2500 nm spectral range with a high spectral resolution. It can be coupled with a wide variety of broadband sources to create a tunable laser source. It can also be used as a cleanup filter for spectroscopy applications. There are numerous possible LLTF configurations whose spectral range and bandwidth can be finely tuned to fit specific needs. The specifications below of several tried-and-tested standard models may serve as a starting point.

TECHNICAL SPECIFICATIONS					
(extended and reduced spectral ranges also available**)	CONTRAST VIS	CONTRAST SWIR	CONTRAST EXT-IV		CONTRAST X
Spectral range	400-1000 nm	1000-2300 nm (2500 nm optional)	400-2300 nm (2500 nm optional)		X represents a custom spectral range
Bandwidth (FWHM)***	1.5 - 2.5 nm	3.0 - 5.0 nm	400-1000 nm ≤ 2.5 nm	1000-2300 nm ≤ 5.0 nm	0.15 - 0.9 nm
Out of band rejection	<-60dB@±40nm <-30dB@±10nm	<-60dB@±80nm <-30dB@±20nm	<-60dB@±40nm <-30dB@±10nm	<-60dB@±80nm <-30dB@±20nm	Depends on the bandwidth
Maximum input average power	HP8 (up to 8W) HP20 (up to 20W)	HP8 (up to 8W) HP20 (up to 20W)	HP8 (up to 8W) HP20 (up to 20W)		HP4 (up to 4W)
Peak efficiency	Typically around 65%				
Optical density (OD)	> OD6 (measured at 1064 nm)				TBD
Damage threshold	< 5 GW/cm <sup>2</sup> peak power @ 1064 nm, 8 ns				
Input beam diameter	5mm				
Input beam divergence requirement	< 1 mrad				
Wavelength resolution (relative)	FWHM / 8				
Pointing stability	< 1 mm lateral displacement @ 1 m from filter				
Scanning speed (multiple step)	20 ms stabilization time for 0.01 nm step 20 ms stabilization time for 0.1 nm step 20 ms stabilization time for 0.2 nm step 25 ms stabilization time for 1 nm step 28 ms stabilization time for 2 nm step 35 ms stabilization time for 5 nm step 50 ms stabilization time for 10 nm step				
Software	PC (Windows10 - 64-bits) with PHySpec™ control and analysis software (computer not included), connection via USB 2.0 (1.1 compatible)				
Dimensions ( L x W x H )	9 x 6.3 x 6.7 (inches) 23 x 16 x 17 (cm)		11.8 x 9.1 x 6.7 (inches) 30 x 23 x 17.4 (cm)		9 x 6.3 x 6.7 (inches) 23 x 16 x 17 (cm)
Operating temperature	10 to 40 °C				
Storage temperature	0 to 50 °C				
Power requirement	120 VAC / 60 Hz 230 VAC / 50 Hz				
	**Eg: 500-2000 nm, 400-1700 nm, 500-900 nm, 400-650 nm, 650-1000 nm, 1000-1700 nm, 1700-2300 nm, etc.				
	***Valid if the divergence of the input beam does not exceed 1 mrad				

### LLTF VIS AND SWIR OUTPUT POWER



### LLTF EXTENDED (500-2000 nm) OUTPUT POWER

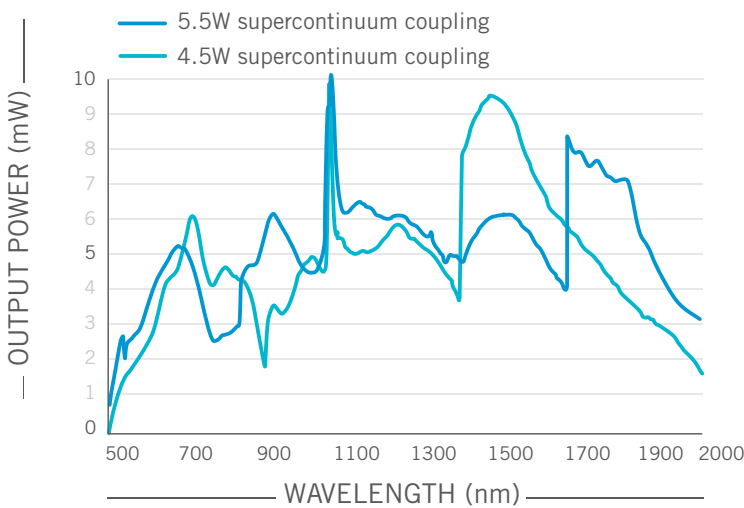
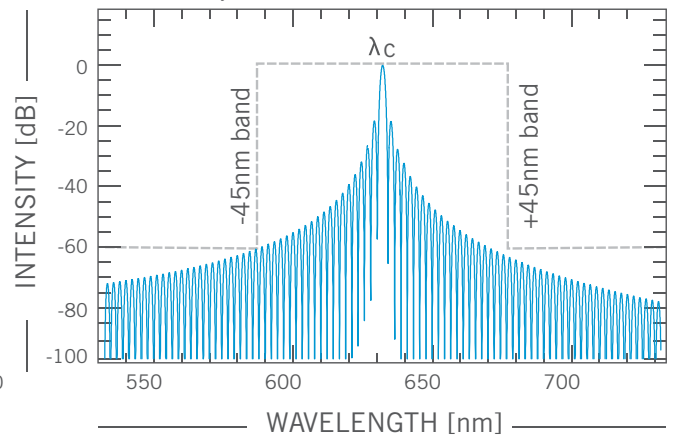


Illustration of the out-of-band rejection of a volume holographic grating at  $\lambda_c = 632$  nm. Bands of  $\pm 45$  nm are presented and an out-of-band rejection of -60 dB is obtained.



OPTIONS AND ACCESSORIES				
(extended and reduced spectral ranges also available**)	CONTRAST VIS	CONTRAST SWIR	CONTRAST EXT-IV	CONTRAST X
Enhance SWIR	N/A		Up to 2500 nm	
Fibered output	An X-Y-Z translation adjustment allows coupling optimization			
Harmonic filter	Blocks the harmonics coming from the region 400-500 nm	Blocks the harmonics coming from the regions 500-1000 nm and/or 1000-1150 nm	Blocks the harmonics coming from the regions 400-500 nm and/or 500-850 nm and/or 850-1150 nm	The filter is chosen according to the spectral range
Alignment kit (for free space)	In free space configuration (input/output), the alignment kit allows the user to rapidly find the correct alignment			
**Eg: 500-2000 nm, 400-1700 nm, 500-900 nm, 400-650 nm, 650-1000 nm, 1000-1700 nm, 1700-2300 nm, etc.				