

U

PRODUCTS OVERVIEW (reversible left or right)

**STANDARD
LAYOUTS**
24" sink
medicine cabinet
19 7/8" H



24"



30" to 48"



42" to 60"



48" to 72"



54" to 84"

**STANDARD
LAYOUTS**
42" sink
medicine cabinet
19 7/8" H



42"




48"



60" to 66"



66" to 84"



Lateral module

12" to 18"

+
**BACKSPLASH
AND
PRE-INSTALLED
FAUCET**



18", 23", 36", 41"
Faucet and drain included

Layout examples



+
**LINEN
CABINET**



12" to 18"



**MEDICINE
CABINET
OVER THE
TOILET
19 7/8" H**



24" to 30"



**LENGTHENED
MEDICINE
CABINET
27 1/2" H**



18"



36"




U

SUGGESTED LAYOUTS (reversible left or right)

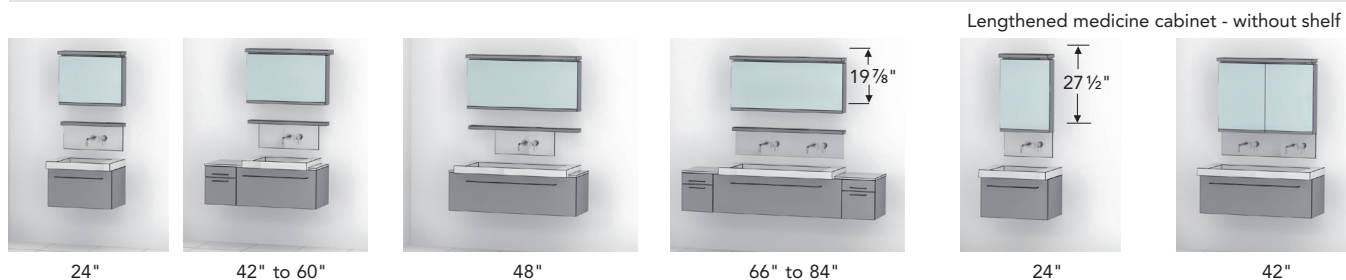
STANDARD LAYOUTS - 24" SINK



STANDARD LAYOUTS - 42" SINK



SUGGESTED LAYOUTS WITH BACKSPLASH AND PRE-INSTALLED FAUCET



SUGGESTED LAYOUTS WITH LINEN CABINET 12" TO 18"



SUGGESTED LAYOUTS WITH EXTENDED MEDICINE CABINET 24" TO 30"

