

NEOLITO

COLLECTION



NEOLITO tab | S-P01-MJ10-ANG



Transitional style NEOLITO with 90° shaker facades.
Furniture: Shadow satin lacquer L-98 with toe-kick drawer.
Countertop: Vermont quartz Q-VER.



Countertop: Victoria quartz Q-VIC.
Sink: undermount Recto in white porcelain.



Transitional style NEOLITO with 45° shaker facades.
Furniture: Suro birch wood WB-153-TC on straight legs.



Contemporary style NEOLITO with straight facades.
Furniture: Sand melamine M-2015-T.

INDEX

04 STYLES, MATERIALS AND COLOR
DEVELOPMENT

06 DRAWERS AND HARDWARE

07 PRODUCTS OVERVIEW

08 VANITY

10 LINEN CABINET

11 TOE-KICK AND LEGS

12 COUNTERTOP AND SINK

14 MIRROR AND MEDICINE CABINET

18 COMPACT DRESSING TABLE

19 PHOTOS

Dimensions: SEE PRICE LIST BOOKLET

Note: Vanico-Maronyx reserves the right to change without notice a technical feature, a component or a manufacturing aspect, as deemed necessary.

TECHNICAL SUPPORT

(450) 471-4447 | 1 800 921-9508, ext. 710

quote@vanico-maronyx.com | www.vanico-maronyx.com

STYLES

CONTEMPORARY STYLE

STRAIGHT FACADES



GRAIN ORIENTATION

Vertical grain

Linen cabinet

Compact dressing table

Horizontal grain

On everything else

Synchronised grain on vanity

Continuous pattern from one face to another



TRANSITIONAL STYLE

90° SHAKER FACADES



90° Satin lacquer
Almost invisible lines

90° Wood
Visible lines



90° Thermo

GRAIN ORIENTATION (90° AND 45° SHAKER)

Vertical grain

Linen cabinet


Vanity: facade sides only

Compact dressing table

Horizontal grain

On everything else

45° SHAKER FACADES



45° wood with centered chamfer
If 90° satin lacquer: almost invisible lines



45° Thermo



FURNITURE MATERIAL		CONTEMPORARY	TRANSITIONAL	Interior of the furniture always in MELAMINE
		Straight facades	Shaker facades (90° or 45°)	
M	Melamine	√	Not available	Charcoal gray
W	Wood	√	√ WM-TC Maple and WB-TC Birch only	Charcoal gray
L	Satin lacquer	√	√	Charcoal gray
T	Thermo	√	√	Charcoal gray
S	Sublime	√	√	Charcoal gray

COUNTERTOP MATERIAL, details p. 12-13

U	One-piece Unimar 3.0 countertop
Q	Quartz countertop with Unimar 3.0 or porcelain undermount sink

NEOLITO

OPTION



A-134 COLOR DEVELOPMENT FOR SATIN LACQUER

Extra to develop a custom color.

Please provide the chosen Benjamin Moore color code. Additional production delays will apply.

- Satin color only.
- Includes the production of a sample for approval.
- Allow 2-3 weeks to produce the sample. The order will be confirmed once the sample is approved.

PRICE: See price list on p. 3

DRAWERS AND HARDWARE

DRAWERS AND HARDWARE

Drawers Laminated birch dovetail drawers.
Full extension slides with quiet soft-closing mechanism.

Hinges Hinges with quiet soft-closing mechanism.



Laminated birch dovetail drawer

HORIZONTAL HANDLES

Small handle 1 1/4" c.c.

P-53 CH Polished chrome
P-53 BN Brushed nickel
P-53 NM Matte black



P-53 NM

Medium handle 3 7/8" c.c.

P-48 CH Polished chrome
P-48 BN Brushed nickel
P-48 NM Matte black



P-48 CH

Large handle 12 5/8" c.c.

P-49 CH Polished chrome
P-49 BN Brushed nickel
P-49 NM Matte black



P-49 NM

NEOLITO

SOME LAYOUT EXAMPLES




Reversible (left or right).

NEOLITO

WITH OR WITHOUT FRAMING

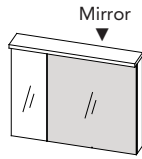
Thin mirror with lighting



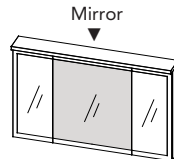
18" to 72"

Medicine cabinet and deep mirror* combination with lighting

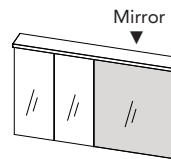
*Mirror section doesn't open



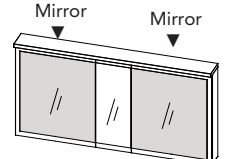
30", 36",
42", 48"



42", 48",
54", 60"



42", 48",
54", 60"




54", 60",
66", 72"

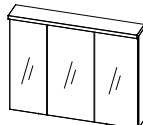
Medicine cabinet with lighting



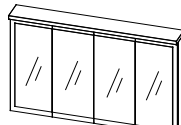
15", 18"



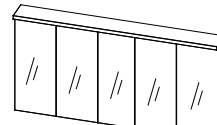
21", 24",
27", 30"



30", 36",
42", 48", 54"



42", 48",
54", 60"

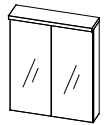


60", 66", 72"

Medicine cabinet without lighting (above the toilet)



12", 15",
18"



21", 24",
27", 30"

Furniture facades: straight, 90° or 45° shaker



24", 27",
30"



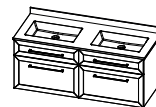
36", 42",
48"



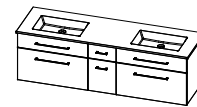
42", 48",
54", 60"



36", 42"



48", 54",
60"

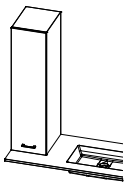


60", 66",
72"

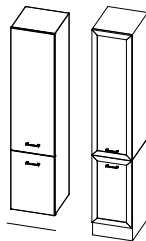


9", 12", 15",
24", 27", 30"


Linen cabinet facades: straight, 90° or 45° shaker



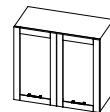
12", 15"



12", 15", 18"

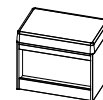


24", 27", 30"



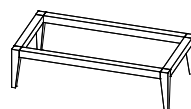
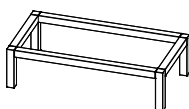
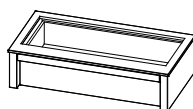
24", 30", 36"

Compact dressing table



24"

Toe-kick and legs



Single: 12" to 60" / Double: 60" to 72"



VANITY DRAWER

Large storage drawer with birch laminated removable separators.

Fixed facade under the sink.

Laminated dovetail drawers.



Positioned for use



Positioned for storage

STAINLESS STEEL HAIRDRYER HOLDER

Included in every vanity (one holder per double vanity). Removable; can be temporarily moved onto the upper drawer.

OPTIONS: Options vary for different vanity, see price list.

A-142 PROTECTIVE TRAY AND STORAGE HOLDER FOR FLAT IRON



Protective tray



Storage holder

- **Stainless steel protective tray** - To protect the countertop from heat.
- **Stainless steel flat iron storage holder**

A-135 WASTE AND RECYCLING BINS



- 2 removable deep containers.
- Width: 9" min., 15" max.

A-136-M or -L LAUNDRY BASKET (-M if installed into vanity / -L if installed into a linen cabinet)



- Removable basket with velcro and handles, easy to transport.
- Hidden behind two attached facades (if vanity) or one large facade (if linen cabinet).
- Optimized capacity (35 to 75 L).
- Width: 12" min., 18" max.
- 100% cotton. Machine washable - See washing instructions on the label.



1. Linen cabinet mounted on countertop



2. Linen cabinet mounted on toe-kick drawer



3. Floor-mount linen cabinet



4. Linen cabinet on legs



5. Wall-mount linen cabinet

LINEN CABINET WITH DOORS

Several models of linen cabinets :

1. One door linen cabinet mounted on countertop. 12 1/8" deep for a clean look. 3 adjustable shelves included.

We suggest to match the linen cabinet color to the toe-kick drawer to bring out the horizontality of the furniture.

2. Wall-mount linen cabinet mounted on the storage toe-kick drawer. 19 1/4" deep.*

We suggest to match the linen cabinet color to the toe-kick drawer.

3. Single or double floor-mount linen cabinet. 16 3/8" deep.*

4. Single or double linen cabinet on legs. 16 3/8" deep.*

5. Single or double wall-mount linen cabinet. 16 3/8" deep.*

*4 adjustable shelves and 1 fixed included.

6. Horizontal linen cabinet to install above washing and drying, see price list p.9. 15 1/4" deep. 26" high. 1 adjustable shelf included.

OPTION

A-136-L LAUNDRY BASKET

Available for wall-mount or floor-mount linen cabinet. See description and pictures p. 9.



Toe-kick drawer with straight facade for contemporary style with a hidden stainless steel handle.

TOE-KICK DRAWER

Large storage toe-kick hidden under the vanity.

Because of the furniture / linen cabinet weight, always plan to have a full-length toe-kick.



Toe-kick drawer with integrated legs for a transitional style

OPTION

A-137 BOOSTER STEP FOR CHILDREN

- Retractable step panel sliding over the drawer with non-skid band. Can support up to 150 lbs.
- The step panel clicks into the facade for safe use and slides open for drawer storage access.
- Levelers underneath the toe-kick to ensure stable support.
- Booster step available up to 48" wide.



NEOLITO



LEGS

Straight or tapered legs.

Tapered legs: not available in melamine, in thermo or in anodized aluminum.

OPTION

A-120-N ANODIZED ALUMINUM LEGS

(straight legs only)



ONE-PIECE UNIMAR 3.0 COUNTERTOP

See price list p. 12



CSA B45.5-11 • IAPMO Z124-2017 compliant

¾" ONE-PIECE COUNTERTOP

- Unimar 3.0 white U-00.
- Choice of 4 sink models listed below for the same price.
- Chrome overflow included.
- Drain not included.
- Unimar 3.0 optional 4" backsplash.

CAUTION: Any other sink model can compromise the interior storage. Additional fees may apply.

NEOLITO



BAHIA with overflow



DELPHES with overflow



MOMENTO with overflow



MUSE with overflow

CHROME, MATTE BLACK OR WHITE OVERFLOW INCLUDED

Available for undermount sinks and one-piece vanity tops that already have an overflow.



Note: The overflow finish will be the same color as the handle finish (see table opposite).

Handle finish	Overflow finish
Chrome	Chrome
Black	Black
Brushed nickel	White

¾" COUNTERTOP WITH CHOICE OF 7 SINKS

- Quartz countertop **Q**.
- Unimar 3.0 or porcelain undermount sink.
- Chrome overflow included (if applicable).
- Drain not included.
- Optional quartz 4" backsplash.

CAUTION: Any other sink model can compromise the interior storage. Additional fees may apply.



BAHIA with overflow, in White U-00 UNIMAR 3.0



DELPHE, in White U-00 UNIMAR 3.0



OVO with overflow, in White 00 or Biscuit 96 PORCELAIN



OBE with overflow, in White U-00 UNIMAR 3.0



RECTO with overflow, in White 00 or Biscuit 96 PORCELAIN



MUSE with overflow, in White U-00 UNIMAR 3.0

AM-102 INTEGRATED SOAP DISPENSER

Polished chrome or Brushed nickel

Installed on the countertop.

Refill from the top.

Can be sold separately.

Available with one-piece and quartz countertop.



MOMENTO with overflow, in White U-00 UNIMAR 3.0

NEOLITO



CONTEMPORARY
Full size mirror



TRANSITIONAL
With framed contour

CONTEMPORARY OR TRANSITIONAL

All mirrors and medicine cabinets are available in 2 styles:

- Contemporary: full size mirror
- Transitional: mirror with contour frame

PRODUCT TYPES (pictures below)

1. 1, 2, 3, 4 or 5 doors medicine cabinet.
2. Combination of medicine cabinet and mirror of the same depth.
3. Thin mirror 1 1/4" deep. A thin mirror can not be attached to a deep medicine cabinet.

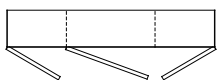
LIGHT BRIDGE

- Discreetly integrated in the head, LED lighting is optimized for optimal diffusion.
- 4000 K, neutral white, with 24V transformer.

NEOLITO

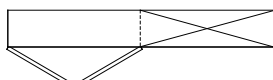
①

1 TO 5 DOORS MEDICINE CABINET
6 1/8" D



②

MEDICINE CABINET AND DEEP MIRROR COMBINATION
6 1/8" D



▲
Mirror

③

THIN MIRROR 1 1/4" D




EXTENDED MEDICINE CABINET ABOVE THE TOILET

Extended medicine cabinet without lighting is also available with 1 or 2 doors. See price list p. 17.

TRANSFORMER FOR DIMMABLE LIGHTING INCLUDED

The transformer can be connected with any standard dimmer, not included, to vary the intensity of lighting.





Consult the price list for included accessories and their positioning according to the chosen model.

The accessories are interchangeable and movable on demand with no additional cost.

INCLUDED ACCESSORIES

- One accessory included behind every medicine cabinet door* among the following choices:
 - **E:** Black and stainless steel GFCI outlet (Electricity).
 - **C:** Stainless steel all-purpose Compartment. Removable for easy cleaning. 6¼" to 12" according to available space.
 - **B:** Stainless steel towel Bar.

*EXCEPTION:

- The 2 doors medicine cabinet includes 3 accessories instead of one accessory per door.
- The extended medicine cabinet above the toilet does not include accessories.

ONE ACCESSORY INCLUDED PER MEDICINE CABINET DOOR



All glass shelves are adjustable.

EXCEPTION:

3 accessories are included in the 2 doors medicine cabinet



OPTION for medicine cabinet and deep mirror



AM-101 MOOD LIGHTING UNDER MEDICINE CABINET

Energy-efficient LED lighting located under the medicine cabinet or the deep mirror. Activated by a motion detector.

Not available with thin mirror 1 ¼".

OPTION for medicine cabinet



A-139 LOCKED COMPARTMENT

To keep medicine out of children's reach. Half a glass shelf makes it possible to keep several containers from small to large sizes. For 1 or 2 doors section. In a 2 doors section, the compartment takes the width of a single door.



OPTIONS for medicine cabinet**A-24 INTERIOR MIRROR**

- Mirror on the interior door of the medicine cabinet. Order one A-24 mirror per door.
- Height: 23½". Width: 2" less than the door.
- Note that the addition of 2 interior mirrors allows a 360° view.

Note: The styling station below already includes 2 interior mirrors.

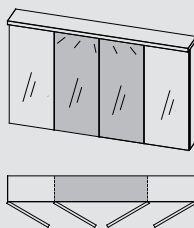
**A-140 STYLING STATION**

- Fits in 2 equal doors sections. See example below.
- Vertical interior lighting activated by opening the doors. Positioned to illuminate the face without creating shades. 4000 K, neutral white.
- Full-sized mirror in the back and mirror on each door for a 360° view.
- Barber's cape with velcro fastener for the neck. 4 magnets integrated to the medicine cabinet allow to anchor the cape to the medicine cabinet and doors for an easy and comfortable use. 100% nylon. Washing instructions on the product label.
- 1 adjustable glass shelf.
- 1x/5x magnifying mirror with extendable arm:
 - Diameter 7"
 - LED lighting with 3 colors available (warm white, natural white and cold white)
 - 30 min timer
 - Adjustable intensity
 - Rechargeable with USB-C cable (included)



Fits in 2 equal doors sections.

Example (grey section below):



FOR STANDING OR SITTING USE

7 1/2" deep when closed. The compact dressing table can be easily integrated into a small bathroom or a bedroom. The height of interior and exterior mirrors is perfect for applying makeup or styling while sitting or standing.



Compact dressing table with bench on wheels.

- Vertical interior lighting activated by opening the doors and positioned to illuminate the face without creating shades.
- Tilting surface area of 10 1/2" deep.
- Full-sized mirror at the back and mirror on each door to allow a 360° view.
- 2 adjustable glass shelves (5 1/8" deep).



INCLUDED ACCESSORIES

- 1x/5x magnifying mirror with extendable arm:
 - Diameter 7"
 - LED lighting with 3 colors available (warm white, natural white and cold white)
 - 30 min timer
 - Adjustable intensity
 - Rechargeable with USB-C cable (included)
- Stainless steel hairdryer and flat iron holder and 2 stainless steel containers for cosmetics and hairbrushes fixed on doors.



STORAGE BENCH ON WHEELS OR ON LEGS



Bench with legs

- Bench on wheels or on legs (straight or tapered legs, see p. 11).
- Vinyl cushion.
- Every bench model has an opening for additional storage.

OPTIONS



A-120-N
ANODIZED ALUMINUM LEGS
For straight legs only.



A-122
STAINLESS STEEL WASTE BASKET

Fastened to the wall. Hidden by the bench on wheels when stowed under the dressing table.
11" W x 3 1/4" D x 8 1/2" H



◀ Contemporary style NEOLITO with straight facades.

Linen cabinet on countertop, toe-kick drawer and medicine cabinet head: Satin white thermo T-35-S.

Furniture: Oiled walnut wood WW-201-C.

Shower: PLANIX shower base with UNIPLAN walls and storage niche.

▼ (on left)

Transitional style NEOLITO with 90° shaker facades.

Furniture: Shadow satin lacquer L-98 with transitional toe-kick drawer.

(on right)

Contemporary style NEOLITO with straight facades.

Linen cabinet and toe-kick drawer: Satin white thermo T-35-S.

Vanity and medicine cabinet: Sand melamine M-2015-T.

NEOLITO



NEOLITO

NEOLITO



◀ Contemporary style NEOLITO with straight facades.

Vanity and medicine cabinet: Black tie melamine M-2035-T.

▶ Transitional style NEOLITO 45° with shaker facades.
Linen cabinet and furniture on tapered legs: Suro birch wood WB-153-TC.

