





Transitional style NEOLITO with 90° shaker facades.  
Furniture: Thunder maple wood WM-129-TC on straight legs.



Contemporary style NEOLITO with straight facades.  
Furniture: Sand melamine M-2015-T.

#### IMAGES (cover)

##### 1 CONTEMPORARY with Straight facades

Vanity and medicine cabinet: Black tie melamine M-2035-T.

##### 2 CONTEMPORARY with Straight facades

Vanity and medicine cabinet: Sand melamine M-2015-T.  
Linen cabinet and toe-kick drawer: Satin white thermo T-35-S.

##### 3 CONTEMPORARY with Straight facades

Vanity: Oiled walnut wood WW-201-C.  
Linen cabinet on countertop, toe-kick drawer and medicine cabinet head: Satin white thermo T-35-S.

##### 4 TRANSITIONAL with 90° Shaker facades

Vanity and medicine cabinets: Thunder maple wood WM-129-TC.

##### 5 TRANSITIONAL with Frame facades

Vanity, medicine cabinet and linen cabinet: Bleached maple wood WM-102-TC.



Countertop: Victoria quartz Q-VIC.  
Sink: undermount Recto in white porcelain.

# INDEX

04	STYLES, MATERIALS AND COLOR DEVELOPMENT
06	DRAWERS AND HARDWARE
07	PRODUCTS OVERVIEW
08	VANITY
10	LINEN CABINET
11	TOE-KICK AND LEGS
12	VANITY TOP, COUNTERTOP AND SINK
14	MIRROR AND MEDICINE CABINET
18	COMPACT DRESSING TABLE
19	DRESSING TABLE

*DIMENSIONS: see price list booklet*

#### TECHNICAL SUPPORT

(450) 471-4447 | 1 800 921-9508, ext. 710

[quote@vanico-maronyx.com](mailto:quote@vanico-maronyx.com) | [www.vanico-maronyx.com](http://www.vanico-maronyx.com)

Note: Vanico-Maronyx reserves the right to change without notice a technical feature, a component or a manufacturing aspect, as deemed necessary.

## STYLES

### CONTEMPORARY

#### STRAIGHT FACADES



#### GRAIN ORIENTATION

##### Vertical grain

Linen cabinet  
Compact dressing table  
Medicine cabinet side

##### Horizontal grain

On everything else

##### Synchronised grain on vanity

Continuous pattern from one face to another



### TRANSITIONAL

#### 90° SHAKER FACADES



90° Satin lacquer  
Almost invisible lines

90° Wood  
Visible lines



90° Thermo

#### GRAIN ORIENTATION (90° Shaker)


##### Vertical grain

Linen cabinet  
Vanity: facade sides only  
Compact dressing table  
Medicine cabinet side

##### Horizontal grain

On everything else

#### FRAME FACADES



#### GRAIN ORIENTATION

##### Vertical grain

Linen cabinet  
Vanity: facade sides only  
Compact dressing table  
Medicine cabinet side

##### Horizontal grain

On everything else

## MATERIALS AND COLOR DEVELOPEMENT

FURNITURE MATERIAL		CONTEMPORARY	TRANSITIONAL	Interior of the furniture always in MELAMINE
		Straight facades	90° Shaker and Frame facades	
M	Melamine	√	Not available	Charcoal gray
W	Wood	√	√ WM-TC Maple and WB-TC Birch only	Charcoal gray
L	Satin lacquer	√	√	Charcoal gray
T	Thermo	√	√	Charcoal gray
S	Sublime	√	√	Charcoal gray

### COUNTERTOP MATERIAL, details p. 12-13

PS	One-piece PureSolid countertop
Q	Quartz countertop with PureSolid or porcelain undermount sink

### OPTION



#### A-134-S COLOR DEVELOPMENT IN SATIN LACQUER

Custom color developed from a Benjamin Moore paint code. Includes the production of a sample for approval (2-3 weeks lead time). The order will be confirmed once the sample is approved.

PRICE: See price list on p. 3

## DRAWERS AND HARDWARE

### DRAWERS AND HARDWARE

Laminated birch dovetail **drawers**.

Hettich QuadroYOU **concealed full extension** invisible slides with quiet soft-closing mechanism.

**Hinges** with quiet soft-closing mechanism.



Laminated birch dovetail drawer

### HORIZONTAL HANDLES

**Small handle 32 mm (1 ¼") c.c.**

- 53 CH Chrome
- 53 MB Matte black
- 53 BN Brushed nickel
- 53 CB Champagne bronze



53 MB

**Medium handle 96 mm (3 ¾") c.c.**

- 48 CH Chrome
- 48 MB Matte black
- 48 BN Brushed nickel
- 48 CB Champagne bronze



48 CH

**Large handle 320 mm (12 ⅝") c.c.**

- 49 CH Chrome
- 49 MB Matte black
- 49 BN Brushed nickel
- 49 CB Champagne bronze



49 CB

### SOME LAYOUT EXAMPLES






## PRODUCTS OVERVIEW

Reversible (left or right).

WITH OR WITHOUT FRAMING

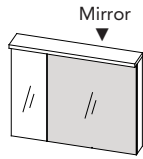
### Thin mirror with lighting



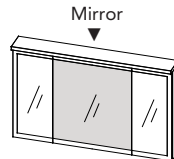
18" to 72"

### Medicine cabinet and deep mirror\* combination with lighting

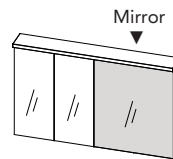
\*Mirror section doesn't open



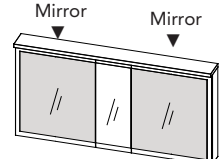
30", 36",  
42", 48"



42", 48",  
54", 60"



42", 48",  
54", 60"



54", 60",  
66", 72"

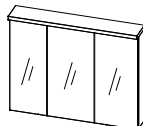
### Medicine cabinet with lighting



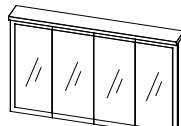
15", 18"



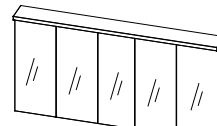
21", 24",  
27", 30"



30", 36",  
42", 48", 54"



42", 48",  
54", 60"

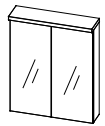


60", 66", 72"

### Medicine cabinet without lighting (above the toilet)



12", 15",  
18"



21", 24",  
27", 30"

### Furniture facades: Straight, Frame or 90° shaker



24", 27",  
30"



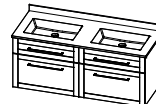
36", 42",  
48"



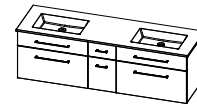
42", 48",  
54", 60"



36", 42"



48", 54",  
60"

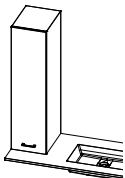


60", 66",  
72"

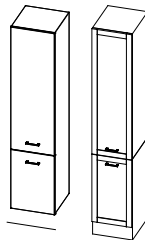


9", 12", 15",  
24", 27", 30"


### Linen cabinet facades: Straight, Frame or 90° shaker



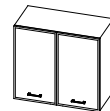
12", 15"



12", 15", 18"




24", 27", 30"



24", 30", 36"

### Compact dressing table

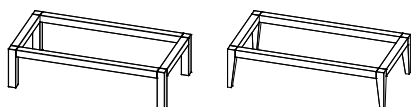


24"

### Toe-kick and legs

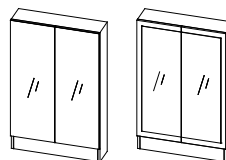


Single: 12" to 60"



Double: 60" to 72"

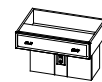
### Dressing table



27"



27"



30", 33", 36"

## VANITY

See price list p. 6-7



### VANITY DRAWER

Large storage drawer with removable birch laminated separators.

Fixed facade under the sink.

Laminated dovetail drawers.



### STAINLESS STEEL HAIRDRYER HOLDER

Included in every vanity (one holder per double vanity). Removable; can be temporarily moved onto the upper drawer.



Positioned for use



Positioned for storage



**OPTIONS:** Options vary for different vanity, see price list.

**A-142 PROTECTIVE TRAY AND STORAGE HOLDER FOR FLAT IRON**



Protective tray



Storage holder

- Stainless steel protective tray - To protect the countertop from heat.
- Stainless steel flat iron storage holder

**A-135 WASTE AND RECYCLING BINS**



- 2 removable deep containers.
- Width: 9" min., 15" max.

**Important:** 1 single larger container for 9" drawer module.

**A-136-M or -L LAUNDRY BASKET (-M if installed into vanity / -L if installed into a linen cabinet)**



- Removable basket with velcro and handles, easy to transport.
- Hidden behind two attached facades (if vanity) or one large facade (if linen cabinet).
- Optimized capacity (35 to 75 L).
- Width: 12" min., 18" max.
- 100% cotton. Machine washable - See washing instructions on the label.

## LINEN CABINET

See price list p. 8-9



1. Linen cabinet mounted on countertop



2. Linen cabinet mounted on toe-kick drawer



3. Floor-mount linen cabinet



4. Linen cabinet on legs



5. Wall-mount linen cabinet

### LINEN CABINET

Several models of linen cabinets:

1. Single-door linen cabinet mounted on the countertop. 12 $\frac{1}{8}$ " depth for a sleek look. 3 adjustable shelves included.

We suggest matching the color of the linen cabinet with the toe-kick drawer to highlight the horizontal lines of the vanity.

2. Wall-mount linen cabinet mounted on the toe-kick drawer. 19 $\frac{1}{4}$ " deep.\*

We suggest to match the linen cabinet color to the toe-kick drawer.

3. Single or double floor-mount linen cabinet. 16 $\frac{3}{8}$ " deep.\*
4. Single or double linen cabinet on legs. 16 $\frac{3}{8}$ " deep.\*
5. Single or double wall-mount linen cabinet. 16 $\frac{3}{8}$ " deep.\*

\*4 adjustable shelves and 1 fixed included.

6. Horizontal linen cabinet to install above washing and drying, see price list p.9. 15 $\frac{1}{4}$ " deep. 26" high. 1 adjustable shelf included.

### OPTION

#### A-136-L LAUNDRY BASKET

Available for wall-mount or floor-mount linen cabinet. See description and pictures p. 9.



Toe-kick drawer with straight facade for contemporary style with a hidden stainless steel handle.

### TOE-KICK DRAWER

Large storage toe-kick hidden under the vanity.

Because of the furniture / linen cabinet weight, always plan to have a full-length toe-kick.



Toe-kick drawer with integrated legs for a transitional style

### OPTION

#### A-137 BOOSTER STEP FOR CHILDREN

- Retractable step panel sliding over the drawer with non-skid band. Can support up to 150 lbs.
- The step panel clicks into the facade for safe use and slides open for drawer storage access.
- Levelers underneath the toe-kick to ensure stable support.
- Booster step available up to 48" wide.



### LEGS

Straight or tapered legs.

Tapered legs version not available in melamine, sublime, or thermo. Only available in WM-TC and WB-TC wood.

## ONE-PIECE PURESOLID COUNTERTOP

See price list p. 12

### ½" ONE-PIECE COUNTERTOP

- PureSolid white PS-00.
- Choice of 6 sink models listed below for the same price.
- Horizontal overflow without trim.
- PureSolid optional 4" backsplash.

**CAUTION:** Any other sink model can compromise the interior storage. Additional fees may apply if vanity needs to be modified.



BAHIA with overflow



DELPHES with overflow



MOMENTO with overflow



MUSE with overflow



OBE with overflow



PLAZA 21 with overflow

### CHROME, MATTE BLACK OR WHITE OVERFLOW INCLUDED

Available for undermount sinks in porcelain only.

**Note:** The overflow finish will be the same color as the handle finish (see table opposite).



Handle finish	Overflow finish
Chrome	Chrome
Black	Black
Brushed nickel	White
Champagne bronze	White

## QUARTZ COUNTERTOP WITH UNDERMOUNT SINK

See price list p. 13

### ¾" COUNTERTOP WITH CHOICE OF 9 SINKS

- Quartz countertop **Q**.
- Undermount sinks: in PureSolid (horizontal overflow without trim) or in porcelain (round overflow with trim).

**CAUTION:** Any other sink model can compromise the interior storage. Additional fees may apply if vanity needs to be modified. A surcharge applies for using a sink from another manufacturer.

- Optional quartz 4" backsplash.



**BAHIA** with overflow, in White PS-00 PURESOLID



**DELPHE** with overflow, in White PS-00 PURESOLID



**MOMENTO** with overflow, in White PS-00 PURESOLID



**MUSE** with overflow, in White PS-00 PURESOLID



**OBE** with overflow, in White PS-00 PURESOLID



**PLAZA 21** with overflow, in White PS-00 PURESOLID



**OVO** with overflow, in White 00 or Biscuit 96 PORCELAIN



**RECTO** with overflow, in White 00 or Biscuit 96 PORCELAIN



**VERSA** with overflow, in White 00 PORCELAIN





**CONTEMPORARY**  
Full size mirror



**TRANSITIONAL**  
With framed contour

## CONTEMPORARY OR TRANSITIONAL

All mirrors and medicine cabinets are available in 2 styles:

- Contemporary: full size mirror
- Transitional: mirror with contour frame

## PRODUCT TYPES (pictures below)

1. 1, 2, 3, 4 or 5 doors medicine cabinet.
2. Combination of medicine cabinet and mirror of the same depth.
3. Thin mirror 1¼" deep. A thin mirror can not be attached to a deep medicine cabinet.

## LIGHT BRIDGE

- Discretely integrated in the head, LED lighting is optimized for optimal diffusion.
- 4000 K, neutral white, with 24V transformer.

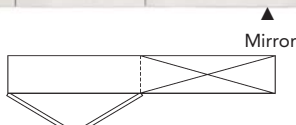
①

**1 TO 5 DOORS MEDICINE CABINET**  
6⅞" D



②

**MEDICINE CABINET AND DEEP MIRROR COMBINATION**  
6⅞" D



③

**THIN MIRROR 1¼" D**




## EXTENDED MEDICINE CABINET ABOVE THE TOILET

Extended medicine cabinet without lighting is also available with 1 or 2 doors. See price list p. 17.

## TRANSFORMER FOR DIMMABLE LIGHTING INCLUDED

The transformer can be connected with any standard dimmer, not included, to vary the intensity of lighting.





Consult the price list for included accessories and their positioning according to the chosen model.

The accessories are interchangeable and movable on demand with no additional cost.

#### INCLUDED ACCESSORIES

- One accessory included behind every medicine cabinet door\* among the following choices:
  - **E:** Black and White GFCI outlet with USB-A and USB-C ports (Electricity).
  - **C:** Stainless steel all-purpose Compartment. Removable for easy cleaning. 6¼" to 12" according to available space.
  - **B:** Stainless steel towel Bar.

#### \*EXCEPTION:

- The 2 doors medicine cabinet includes 3 accessories instead of one accessory per door.
- The extended medicine cabinet above the toilet does not include any accessory.

#### ONE ACCESSORY INCLUDED PER MEDICINE CABINET DOOR



All glass shelves are adjustable.

#### EXCEPTION:

**3 accessories are included in the 2 doors medicine cabinet**



### OPTION for medicine cabinet and deep mirror



#### AM-101 MOOD LIGHTING UNDER MEDICINE CABINET

LED lighting located under the medicine cabinet or the deep mirror. Activated by a motion detector.

Not available with thin mirror 1 1/4".

### OPTIONS for medicine cabinet



#### A-139 LOCKED COMPARTMENT

To keep medicine out of children's reach. Half a glass shelf makes it possible to keep several containers from small to large sizes. For 1 or 2 doors section. In a 2 doors section, the compartment takes the width of a single door.



#### A-143 MAGNIFYING MIRROR

- 1x/5x with extendable arm
- Diameter 7"
- LED lighting with 3 colors available (warm white, natural white and cold white)
- 30 min timer
- Adjustable intensity
- Rechargeable with USB-C cable (included)

## OPTIONS for medicine cabinet

### A-24 INTERIOR MIRROR

- Mirror on the interior door of the medicine cabinet. Order one A-24 mirror per door.
- Height: 23½". Width: 3" less than the door.
- Note that the addition of 2 interior mirrors allows a 360° view.

Note: The styling station below (A-140 option) already includes 2 interior mirrors.



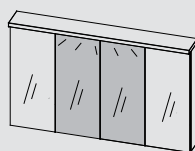
### A-140 STYLING STATION

- Fits in 2 equal doors sections. See example below.
- Vertical interior lighting activated by opening the doors. Positioned to illuminate the face without creating shades. 4000 K, neutral white.
- Full-sized mirror in the back and mirror on each door for a 360° view.
- Barber's cape with velcro fastener for the neck. 4 magnets integrated to the medicine cabinet allow to anchor the cape to the medicine cabinet and doors for an easy and comfortable use. 100% nylon. Washing instructions on the product label.
- 1 adjustable glass shelf.
- 1x/5x magnifying mirror with extendable arm.



Fits in 2 equal doors sections.

Example (grey section below):



## COMPACT DRESSING TABLE

See price list p. 17

### FOR STANDING OR SITTING USE

7½" deep when closed. The compact dressing table can be easily integrated into a small bathroom or a bedroom. The height of interior and exterior mirrors is perfect for applying makeup or styling while sitting or standing. The color of the interior is harmonized with the exterior (Exception: if the exterior is thermo, the interior is grey).



Compact dressing table with bench on wheels

- Vertical interior lighting activated by opening the doors and positioned to illuminate the face without creating shades.
- Tilting surface area of 10½" deep.
- Full-sized mirror at the back and mirror on each door to allow a 360° view.
- 2 adjustable glass shelves (5¼" deep).

### INCLUDED ACCESSORIES

- 1x/5x magnifying mirror with extendable arm:
  - Diameter 7"
  - LED lighting with 3 colors available (warm white, natural white and cold white)
  - 30 min timer
  - Adjustable intensity
  - Rechargeable with USB-C cable (included)
- Stainless steel hairdryer and flat iron holder and 2 stainless steel containers for cosmetics and hairbrushes fixed on doors.



### STORAGE BENCH ON WHEELS OR ON LEGS



Bench with legs

- Bench on wheels or on legs (straight or tapered legs, see p. 11).
- Vinyl cushion.
- Every bench model has an opening for additional storage.

### OPTIONS

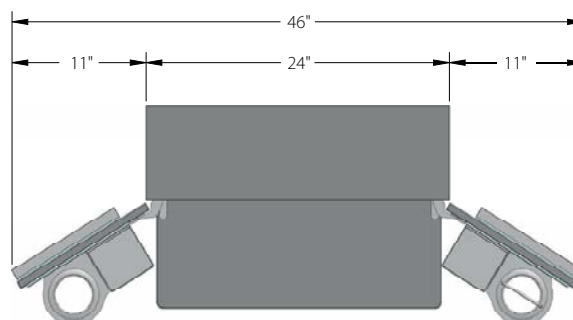


#### A-122

#### STAINLESS STEEL WASTE BASKET

Fastened to the wall. Hidden by the bench on wheels when stowed under the dressing table.  
11" W x 3¼" D x 8½" H

### SUGGESTED SPACE FOR DOORS OPENING





## DRESSING TABLE



Detached installation shown: Dressing table **top** 27"

Dressing table **bottom** 36" (section under drawer always 27")

Ultra-functional and versatile dressing table. It can be installed in the bathroom, bedroom or walk-in closet.

**Important:** Top must be purchased with dressing table bottom.

### ► ULTRA-FUNCTIONAL TOP

Available for attached or detached installation to bathroom furniture.

### ► BOTTOM

Quartz or PureSolid countertop

Available for attached or detached installation to bathroom furniture.

The part under the drawer hides the waste basket and the wires of the appliances.

## BENCH ON WHEELS

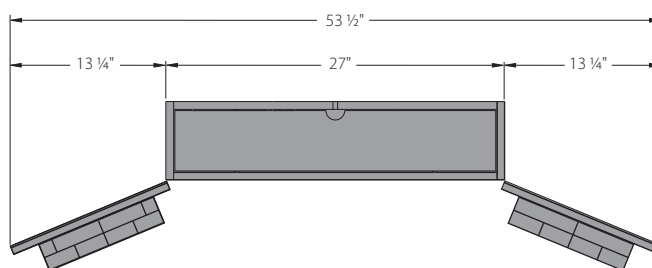


Bench with padded vinyl cushion.




Opening for additional storage.

## SUGGESTED SPACE FOR DOORS OPENING



## DRESSING TABLE

### UPPER SECTION - FEATURES AND INCLUDED ACCESSORIES



1. Waste chute
2. Stainless steel hair dryer holder
3. Wire storage
4. Stainless steel hairbrush/curling iron holder
5. Stainless steel flat iron holder
6. Magnetic bar
7. 1x/5x magnifying mirror with extendable arm (same mirror as in the compact dressing table, see features p. 18).
8. Small shelf

Efficient lateral lighting activated by doors opening  
Full width mirror in the back and on each door for a 360° view  
2 adjustable and one fixed glass shelves



Cosmetic divider installed behind each door

### LOWER SECTION - FEATURES AND INCLUDED ACCESSORIES



- 1 Removable waste basket connected to the waste chute of the dressing table upper section\*.  
\*Not included if the bottom is sold without the upper section.
- 2 GFCI outlet with USB-A and USB-C ports  
A-127-B Black or  
A-127-W White
- 3 Additional storage.



Drawer with adjustable and removable dividers.