



COLLECTION:

U



With 24" U sink, linen cabinet and medicine cabinet over the toilet.



With 42" U sink.

INDEX

- 4 General features
- 5 Layout and composition
- 6 Vanity
- 7 Countertop and sink
- 8 Medicine cabinet and lighting
- 9 Medicine cabinet over the toilet
- 9 Linen cabinet

PRICE LIST

Standard layouts

- 10 24" sink
- 11 42" sink
- 12 2 sinks of 24"
- 12 Backsplash, faucets and drains

Vanities

- 13 24" sink
- 14 42" sink
- 15 2 sinks of 24"
- 15 Linen cabinet
- 16 Medicine cabinets and decorative shelf
- 17 Lengthened medicine cabinet

DIMENSIONS

- 18 Sinks U 24" and 42" dimensions
- 19 Dimensions, electrical and plumbing
- 20 Suggested arrangements

Note: VANICO-MARONYX reserves the right to change without notice a technical feature, a component or a manufacturing aspect, as deemed necessary.

TECHNICAL SUPPORT

(450) 471-4447 | 1 800 921-9508, ext. 710

quote@vanico-maronyx.com | www.vanico-maronyx.com

GENERAL FEATURES

COLLECTION PARTICULARITIES

- Horizontal design.
- Rectangular U sink with a gentle slope inside.
- Upward opening of the medicine cabinet.
- Slightly elevated module with pure line design.
- Wall-mount only.

Doors and drawer fronts in contemporary style

- Horizontal wood grain on the light bridge and the bottom of the medicine cabinet, the shelf and the lower modules.
- Vertical wood grain on the linen cabinet and the sides of the medicine cabinet.
- Finish:

| Exterior material | Inside always in melamine | Drawers |
|-------------------|---------------------------|--|
| W Wood | Charcoal gray | Choice of 2 drawers for the same price: <ul style="list-style-type: none">• In melamine, same color as the inside• In laminated birch wood dovetail |
| L Satin Lacquer | Charcoal gray | |
| T Thermo | Charcoal gray | |
| S Sublime | Charcoal gray | |
| M Melamine | Charcoal gray | |

Countertop and sink

- U Sink: 24" or 42" in Unimar 3.0.
- Countertop on each side of the sink except when the vanity has the same width as the sink.
- Countertop materials: Unimar 3.0 and Quartz.

HANDLES AND TOWEL BAR INCLUDED

- #28A: 6 3⁄8" horizontal handles for side sections.
- #28B: 11 3⁄8" handle placed vertically on the linen cabinet.
- 18", 24" or 33 1⁄2" towel bar (straight) under the sink.
- Polished chrome (CH) or brushed nickel finish (BN).

GERMAN HINGES AND SLIDES

Sensys hinges and Hettich Quadro full extension slides.
Quiet soft-closing mechanism.



#28A: 6 3⁄8" handles for side sections.
#28B: 11 3⁄8" handle placed vertically on the linen cabinet.

**STANDARD
LAYOUTS**
24" sink medicine
cabinet 19 7/8" H



24"



30" to 48"



42" to 60"



48" to 72"



54" to 84"

**STANDARD
LAYOUTS**
42" sink
medicine cabinet
19 7/8" H



42"



48"



60" to 66"



66" to 84"

Lateral module



12" to 18"

+
**BACKSPLASH
AND
PRE-INSTALLED
FAUCET**



18", 23", 36", 41"
Faucet and drain included

Layout examples



+
**LINEN
CABINET**



12" to 18"



**MEDICINE
CABINET
OVER THE
TOILET
19 7/8" H**



24" to 30"



**LENGTHENED
MEDICINE
CABINET
27 1/2" H
+ vanity**



18"



36"



N.B. Available in left and right version.



24" TO 84" WALL-MOUNTED VANITY

Total depth:

- Countertop: 16⁵/₈"
- Sink: 18³/₄"

Towel bar:

(also used as handle)

- Under the sink, fixed to the drawer front.
- Polished chrome or brushed nickel.
- Dimensions:
 - 18": with 24" sink;
 - 24": with vanity of 25" and +;
 - 33¹/₂": with 42" sink.

Handles:

- Of 6¹/₂" on side modules.
- Polished chrome (#28-PC) or brushed nickel (#28-BN).


SINK MODULE 24" TO 48"



1 large drawer under the sink

With adjustable and removable glass separators and delimited space for the drain.


SIDE DRAWER MODULES 12" TO 18"



2 drawers

Height of 4" and 10".

CHOICE OF INSIDE DRAWER



Laminated birch wood

Melamine or Birch at the same price

In same melamine color as the exterior or in laminated birch dovetail.

OPTION



AM-100 DIVIDER UNDER THE SINK

Soft closing drawer with magnet, including a removable white plastic molded divider.

Dimensions: 21¹/₄" W x 14¹/₂" D x 3" H.

U SINK


The U-shape sink overhangs the vanity.

- Gentle slope inside the sink. Finished on 3 sides.
- 2 available dimensions: 24" and 42" (technical specifications on page 18).
- Finish and color: Unimar 3.0 white **U-00**.
- Faucet drilling: single, 8" or double single hole.
Note: 42" sink with 2 faucets: 21" between the 2 spouts (10½" from the side).
- Height: overhang in front 2¾", sides 2".
- Capacity:
 - 1,4 gal/5,3 L - 24" sink;
 - 3 gal/11,6 L - 42" sink.
- Drain not included with the sink.


24" U sink



42" U sink



LATERAL COUNTERTOP

- Materials:
 - Unimar 3.0 white **U-00**;
 - Quartz.
- ¾" thick. Straight edge. 
- Overhangs the cabinet by: sides: ⅛" - front: ⅛".
- Backsplash could be offered as an option, see below.



OPTION 9" H BACKSPLASH WITH VANICO-MARONYX PRE-INSTALLED FAUCET


- Backsplash**
- Same choice of materials as the countertop (above).
 - 23" wide - with 24" wide sink or;
 - with 42" wide sink and 1 faucet.
 - 41" wide - with 42" wide skin and 2 faucets.
 - With a lengthened medicine cabinet, the backsplash will have 18" or 36" W depending of the mirror (see p. 8).
- Faucets**
- Choice of 3 models: Flo, Axi and Mix.
 - Polished chrome or brushed nickel.
 - With LAMINAR anti-splash aerator and two 30" flexibles for easy hook up.
 - Round pop-up drain included.



FLO 175



AXI 175



MIX 28



MEDICINE CABINET AND LIGHTING

STANDARD: HORIZONTAL MEDICINE CABINET (19 7/8" HIGH)

LIGHT BRIDGE

- Same width as the medicine cabinet.
- Built-in LED lighting, 19 1/2" or 31 1/2" depending on the sink.
 - Certified CSA & UL.
 - Energy-efficient, 10000 hour life span.

MEDICINE CABINET

- Upward opening without fingerprints thanks to the strip in the bottom of the mirror.
- Interior in mirror.
- 1 adjustable glass shelf (3 1/4" deep).
- Exterior height: 18" + the head = 19 7/8".
- Width: 24", 30", 36" or 42".

SHELF

- Same material as the vanity.
- Same width as the medicine cabinet.
- Thickness: 1 1/4" - Depth: 4".
- Shipped with concealed mounting brackets.



LENGTHENED MEDICINE CABINET ALSO AVAILABLE (27 1/2" HIGH)

With 24" sink

- Light bridge and medicine cabinet: 18" W.
- LED lighting: 12" W.
- Height: 25 5/8" + head = 27 1/2".
- Interior: mirror in the back and 2 adjustable glass shelves.
- Without exterior shelf.



Right or left opening.

With 42" sink

- Light bridge and med. cab.: 36" W.
- LED lighting: 31 1/2" W.
- 2 mirrored doors of 18" W.
- Height: 25 5/8" + head = 27 1/2".
- Interior: mirror in the back and 2 adjustable glass shelves.
- Without exterior shelf.



2 doors of 18" with right and left hinges.

OPTIONS



A-127-SS (stainless steel & black)
A-127-W (white)



GFCI OUTPUT for main medicine cabinet.
 Metal casing installed inside the cabinet with output under the cabinet. On the left unless requested otherwise.



AM-101

MOOD LIGHTING UNDER THE SHELF with motion activated switch.
 Energy-efficient LED lighting fixed under the decorative shelf, transformer included.

19 1/2" W

MEDICINE CABINET OVER THE TOILET (WITHOUT LIGHTING)

Take advantage of the space over the toilet for additional storage.


- Upward opening without fingerprints thanks to the strip in the bottom of the mirror.
- Mirror inside the medicine cabinet and 1 adjustable glass shelf inside.
- Height: 18" + the head = 19 $\frac{7}{8}$ ".
- Width: 24", 27" or 30".
- Without LED lighting.




LINEN CABINET

Can be attached to the vanity or separated.

- 1 long door.
- 1 vertical handle of 11 $\frac{3}{8}$ ".
- 3 adjustable melamine shelves inside.
- Height: 56 $\frac{1}{4}$ ".
- Width: 12", 15" or 18".
- Depth including door: 16 $\frac{1}{2}$ ".



OPTION



A-23 INTERIOR MIRROR FOR LINEN CABINET

Height: 52"
Thickness: 3 mm
Width: 4" less than the door.

SUGGESTED LAYOUTS

Right or left version

U COLLECTION

STANDARD ARRANGEMENTS - 24" SINK



STANDARD ARRANGEMENTS - 42" SINK



SUGGESTED ARRANGEMENTS WITH BACKSPLASH AND PRE-INSTALLED FAUCET



SUGGESTED ARRANGEMENTS WITH LINEN CABINET 12" TO 18"



SUGGESTED ARRANGEMENTS WITH EXTENDED MEDICINE CABINET 24" TO 30"

